

DC charging cable - EV-GBM4C-DC125A-6,5M50ESBK00 - 1627546

Please be informed that the data shown in this PDF Document is generated from our Online Catalog. Please find the complete data in the user's documentation. Our General Terms of Use for Downloads are valid (<http://phoenixcontact.com/download>)



Product Description

DC charging cable with Vehicle Connector and open cable end for fast charging of electric vehicles (EV) with direct current (DC) via GB/T Vehicle Inlets, for installation at charging stations for E-Mobility (EVSE)

Your advantages

- ✔ Consistent design of all Phoenix Contact Vehicle Connectors and Infrastructure Plugs
- ✔ Silver-plated surface of the power and signal contacts
- ✔ Certified in accordance with IATF 16949:2016 and ISO 9001:2015
- ✔ Material data available in the IMDS (International Material Data System of the automotive industry)
- ✔ Convenient handling, thanks to the ergonomic handle and additional, rubber grip components
- ✔ Integrated temperature sensors for monitoring the temperature at the power contacts
- ✔ Integrated interlock during charging



Key Commercial Data

Packing unit	1 pc
GTIN	
GTIN	4055626323206

Technical data

Product definition

Application	DC charging cable with Vehicle Connector, open cable end, with protective cap
Standards/regulations	GB/T 20234.3-2015
Charging standard	GB/T
Charging mode	Mode 4
Note	NOTE: Cable management may be required.

DC charging cable - EV-GBM4C-DC125A-6,5M50ESBK00 - 1627546

Technical data

Product definition

	Cable management is required in certain regions if the cable length exceeds 5.0 m (Switzerland) or 7.5 m (USA) (IEC 61851-1).
--	---

Dimensions

Vehicle connector width	77.00 mm
Vehicle connector height	129.10 mm
Vehicle connector depth	260.40 mm
Conductor length	6.5 m
Stripping length	500 mm ±20 mm

Ambient conditions

Ambient temperature (operation)	-30 °C ... 50 °C
Ambient temperature (storage/transport)	-40 °C ... 80 °C
Max. altitude	5000 m (above sea level)
Degree of protection	IP55 (plugged in; when plugged in and ready to operate, the degree of protection is only ensued if both plug-in components are original products from Phoenix Contact or suitable standard-compliant products)
	IP54 (Protective cap)

Electrical properties

Maximum charging power	93.75 kW
Number of power contacts	3 (PE, DC+, DC-)
Rated current of power contacts	125 A
Rated voltage for power contacts	750 V DC
Number of signal contacts	6 (S+, S-, A+, A-, CC1, CC2)
Type of signal transmission	CAN according to IEC 61851-24 Annex B
Note on the connection method	Crimp connection, cannot be disconnected
Resistor coding	1000 Ω (between PE and CC1 / PE and CC2)
Temperature monitoring	2x Pt 1000

Mechanical properties

Insertion/withdrawal cycles	> 10000
Insertion force	< 100 N
Withdrawal force	< 100 N

Design

Design line	Standard
Housing color	black
Mating face color	gray
Color handle area	gray
Actuating element color	gray
Color protective cap	black
Label	14.1 mm x 44.8 mm (customer logo on request)

Material

DC charging cable - EV-GBM4C-DC125A-6,5M50ESBK00 - 1627546

Technical data

Material

Housing material	Plastic
Material handle area	Soft plastic
Actuating lever material	Metal
Material protective cap	Plastic
Material mating face	Plastic
Flammability rating	V0
Material surface of contacts	Ag

Cable

Cable structure	2 x 50 mm ² + 1 x 16 mm ² + 2 x 2.5 mm ² + 9 x 0.5 mm ²
Wiring class	Class 6
External cable diameter	28 mm ±0.2 mm
Type of conductor	straight
Outer sheath, material	PUR
External sheath, color	black
Minimum bending radius	420 mm (15 x diameter)

Locking

Locking type	Locking option for actuating lever with actuators integrated in the Vehicle Connector
Locking voltage	13.2 V

Temperature sensors

Type of sensor	Pt 1000
Standards/regulations	DIN EN 60751
Recommended measured current	1 mA (1 V at 0°C)
Tolerance at the sensor with the recommended measured current	±1K
Temperature range	-50 °C ... 130 °C
Temperature coefficient (TCR)	3850 ppm/K
Long-term stability (max. R0-Drift)	0.06 % (After 1000 hours at 130°C)
Shutdown temperature	90 °C equivalent to a Pt 1000 value of 1346.5 Ω

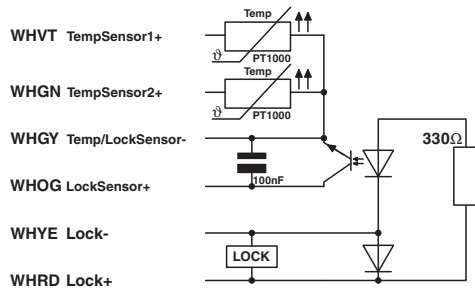
Environmental Product Compliance

China RoHS	Environmentally Friendly Use Period = 10;
	For details about hazardous substances go to tab "Downloads", Category "Manufacturer's declaration"

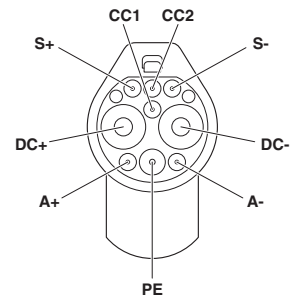
Drawings

DC charging cable - EV-GBM4C-DC125A-6,5M50ESBK00 - 1627546

Block diagram



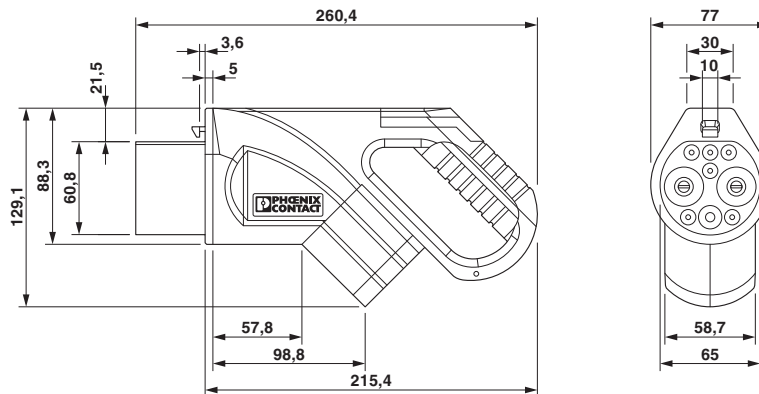
Schematic diagram



Pin assignment of the Vehicle Connector

Block diagram GB/T DC

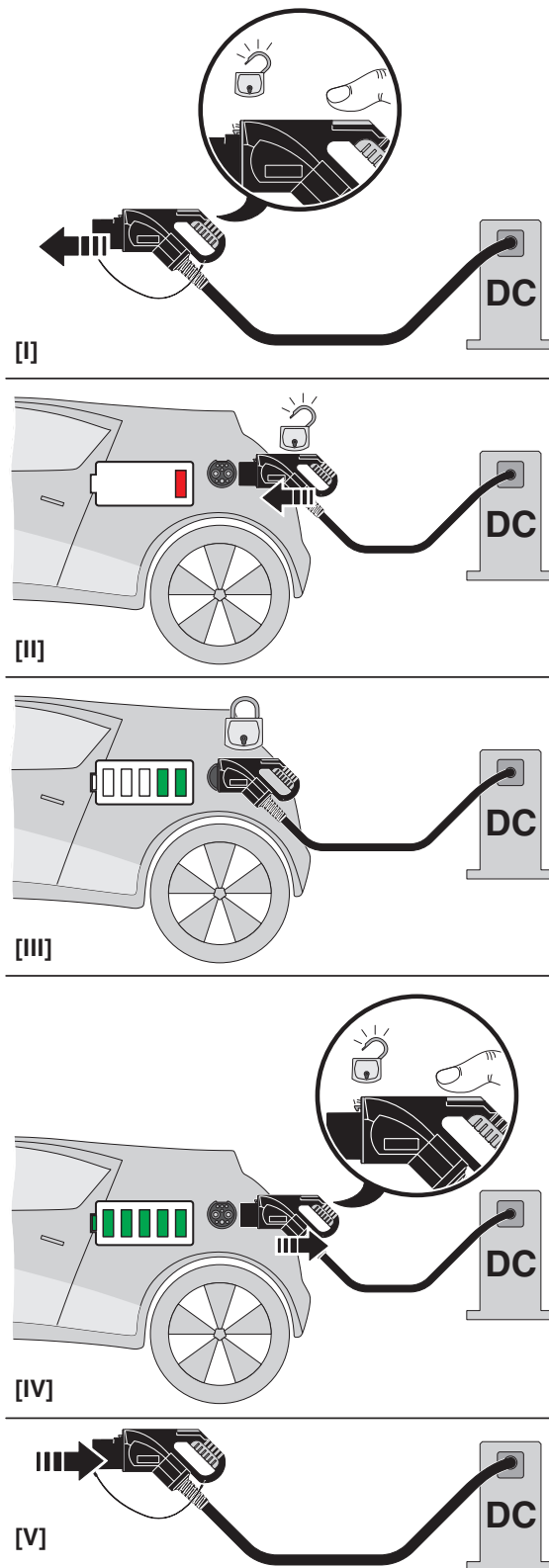
Dimensional drawing



Make sure that the vehicle charging connector is placed in an appropriate charging connector holder, which ensures a minimum protection rating of IP24 in accordance with IEC 61851-1, for the entire time between charging. To create this charging connector holder, use the dimensions of the vehicle charging connector. Detailed dimensions can also be found in the Download area.

DC charging cable - EV-GBM4C-DC125A-6,5M50ESBK00 - 1627546

Schematic diagram



DC charging cable - EV-GBM4C-DC125A-6,5M50ESBK00 - 1627546

Classifications

eCl@ss

eCl@ss 4.0	272607xx
eCl@ss 4.1	27260701
eCl@ss 5.0	27260701
eCl@ss 5.1	27143400
eCl@ss 6.0	27143400
eCl@ss 7.0	27449001

ETIM

ETIM 3.0	EC002061
ETIM 4.0	EC002061
ETIM 6.0	EC002897

UNSPSC

UNSPSC 6.01	30211923
UNSPSC 7.0901	39121522
UNSPSC 11	39121522
UNSPSC 12.01	39121522
UNSPSC 13.2	39121522
UNSPSC 19.0	39121522

Accessories

Accessories

Charging connector holder

Charging connector holder - EV-GBDC-PARK-R - 1623496



CHARX connect, Charging connector holder, for vehicle charging connectors on charging stations (EVSE), GB/T, GB/T 20234.3, Front mounting

Charging connector holder - EV-GBDC-PARK-SW - 1623497



CHARX connect, Charging connector holder, for vehicle charging connectors on charging stations (EVSE), GB/T, GB/T 20234.3, Front mounting

DC charging cable - EV-GBM4C-DC125A-6,5M50ESBK00 - 1627546

Accessories

Charging connector holder - EV-GBDC-PARK - 1623770



CHARX connect, Charging connector holder, for vehicle charging connectors on charging stations (EVSE), GB/T, GB/T 20234.3, Front mounting

Phoenix Contact 2021 © - all rights reserved
<http://www.phoenixcontact.com>

PHOENIX CONTACT GmbH & Co. KG
Flachsmarktstr. 8
32825 Blomberg
Germany
Tel. +49 5235 300
Fax +49 5235 3 41200
<http://www.phoenixcontact.com>